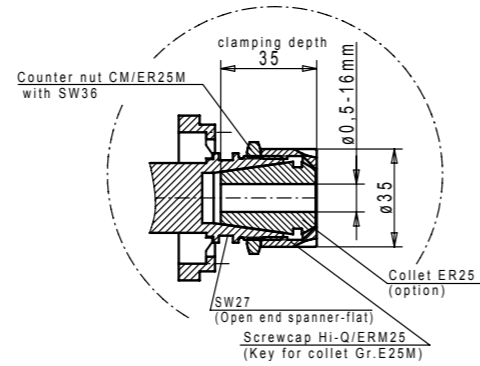
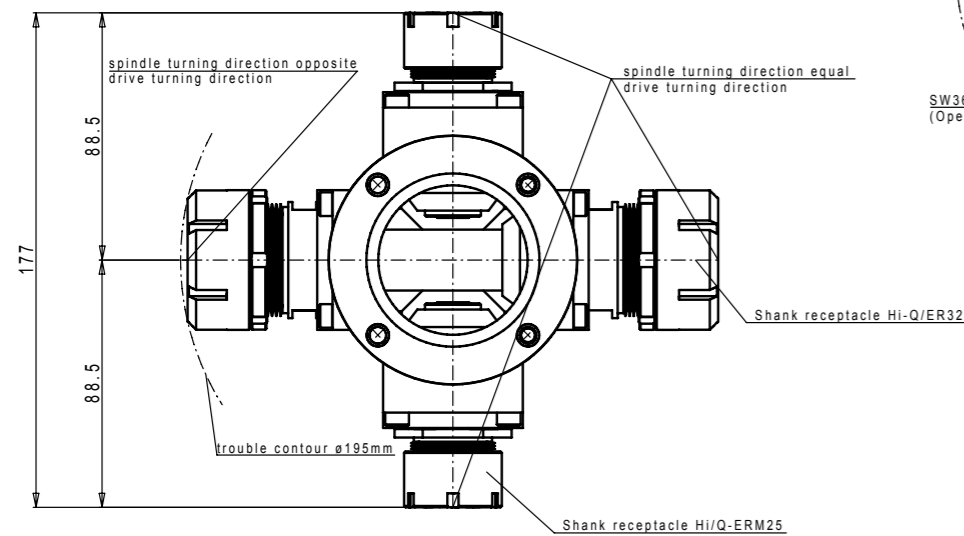
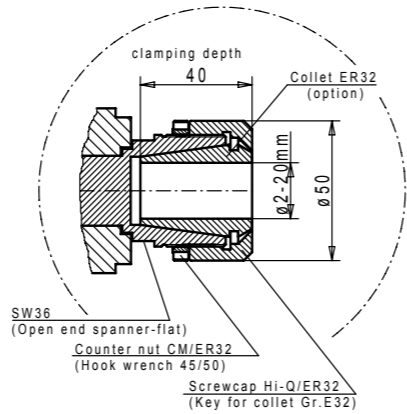


Collet receptacle Hi-Q/ERM25



Collet receptacle Hi-Q/ER32



**Technical features**

Item Id.	EP-031035
drive turning direction	R.H.
drive speed max.	permanent operation 645 – 9.290 rpm
drive speed max.	interval operation 645 – 11.613 rpm
number of spindles	3
spindle position	horizontal
tool receptacle	2x Hi-Q/ERM25 DIN6499-C(8°) for Collet ER25 DIN 6499-B ( $\varnothing 0,5\text{ mm}-\varnothing 16\text{ mm}$ )
tool receptacle	2x Hi-Q/ER32 DIN6499-C(8°) for Collet ER32 DIN 6499-B (1,0 mm- $\varnothing 20\text{ mm}$ )
gear ratio	1 : 1,55 – wheel drive
turning direction of tool receptacle	3x equal to drive turning direction 1x opposite to drive turning direction
spindle speed max.	permanent operation 1.000 - 14.400 rpm
spindle speed max.	interval operation 1.000 - 18.000 rpm
drive capacity	3,0 kW
weight with drive adapter	approx. 6,00 kg

**Optional accessories:**

Key for collet E 25M	Item Id. 137002
Key for collet E 32	Item Id. 137007
Open end spanner SW 36 flat	Item Id. 131236
Hook wrench 45/50	Item Id. 139050
Lubrication press	Item Id. 980003

The angular heads of the series G10 are equipped with a continuous processing spindle with two possibly different tool receptacles. One of the receptacles is turning equal to the drive turning direction, the other is turning opposite to the drive turning direction. The other existing processing spindles are arranged in an angle of 90° to the continuous processing spindle. The spindle turning direction of these tool receptacles is always equal to the drive turning direction. The drive speed is transferred in a ratio of 1:1,55 to the tool receptacles. A maximum spindle speed up to 18.000 rpm is possible in interval operation.

**Variants on demand!**

